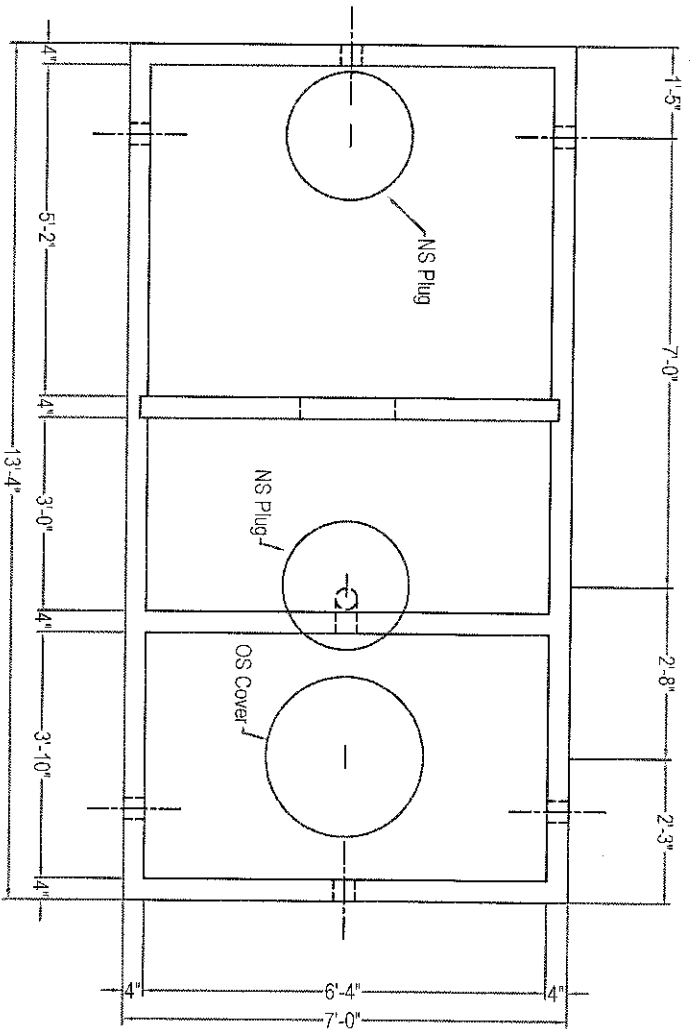


# 3 CHAMBER SIPHON TANK

## 1000 Gallon 2 Comp w/ 165 Gal Siphon

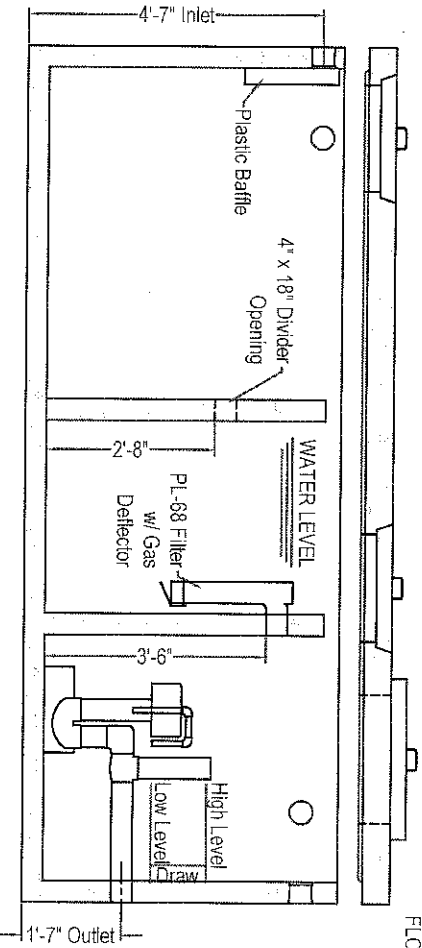


3-INLETS  
1-OUTLET

**NOTES:**


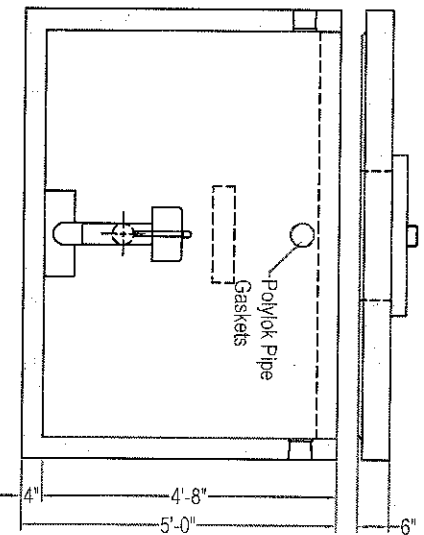
- CONCRETE: 5000 psi @ 28 days
- REF: NYCON XL-100 fiber mesh rebar grade 60 ASTM A615
- ENTRAINED AIR: +.5% to 8%
- DESIGN LOAD: 300 psf / non-traffic
- LIVE LOAD: N/A
- EARTH FILL: 24" max fill depth
- BUOYANCY FACTOR: N/A
- PIPE CONNECTS: polylok (cast in)
- BAFFLE: plastic baffle w/ gas deflector on outlet opening
- SLIDE IN DIVIDER WALL: As Shown on Detail
- 6'-7" wide x 4'-5" high w/ 18" x 4" Opening 2'-8" Off Bottom

**Chamber Capacity:**  
 Compartment 1 - 62" L x 72" W x 42" D = 800 Gallon  
 Compartment 2 - 36" L x 72" W x 42" D = 378 Gallon  
 Compartment 3 - 46" L x 72" W x 36" D = 515 Gallon



SIPHON: Fluid Dynamics Model 310.5 - TO  
 DRAW: 10 1/4" to 10 1/2"  
 GALLONDISCHARGE: 165  
 FLOW RATE: approx. 78.0 to 80.0 gpm/min

Weight:  
 Base & Walls: 13,700#  
 Cover: 7,000#



**Zeiser Wilbert**  
 VAULT, INC.  
 CONCRETE PRODUCTS

750 Howard Street Elmira, NY 14904  
 Fax: (607) 737-0291  
 Phone: (607) 733-0568  
 1-800-472-4335

**Title: 3 Chamber Siphon Tank**

Scale: Not To Scale

Drawn By: JPS  
 Drawing No.: 04272007  
 Date: 4-27-20