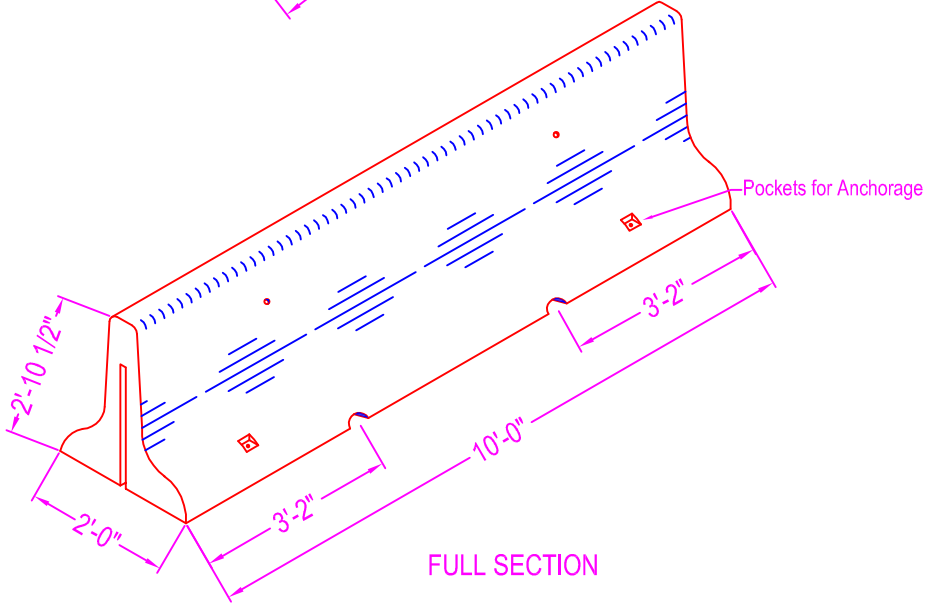
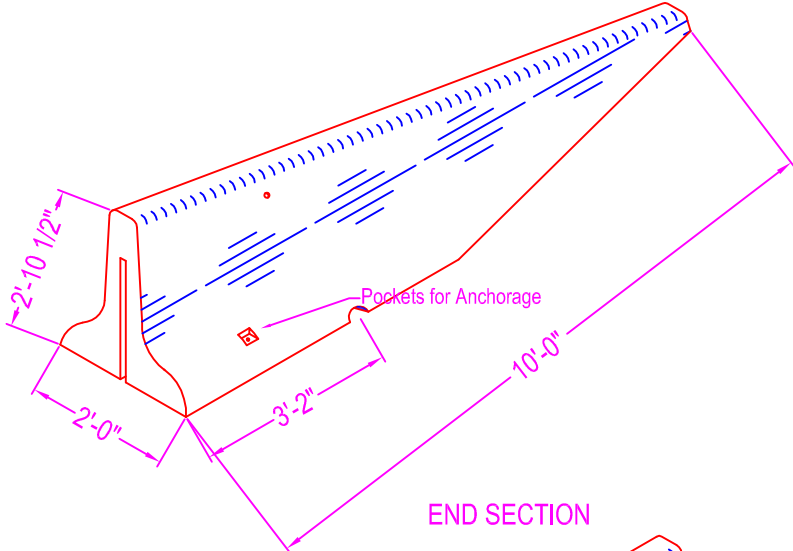



SAFETY BARRIER



NOTES:
 CONCRETE: 5000 psi @ 28 days
 REF: #4 rebar 12" o.c. in vert. dir.
 #4 rebar 10" o.c. in horiz. dir.
 REF: ASTM A-615 Grade 60 Black Bar

WEIGHT:
 4300 lbs.

Also available in tapered end section
 1/2" Slit at end of each section for connection
 to any adjoining safety barrier
 Contractors option to supply and install steel
 plate at this point

Zeiser

Wilbert
 VAULT, INC.
 CONCRETE PRODUCTS

750 Howard Street Elmira, NY 14904
 Fax: (607) 737-0291
 Phone: (607) 733-0568
 1-800-472-4335

Title: Safety Barrier

Scale: Not To Scale

Drawn By: JPS

Drawing No.: 1073

Date: 6-27-00