

TRAP HOUSE

NOTES:

CONCRETE: 5000 psi @ 28 days

REF: #4 rebar @ 8" o.c. each way

in base & walls

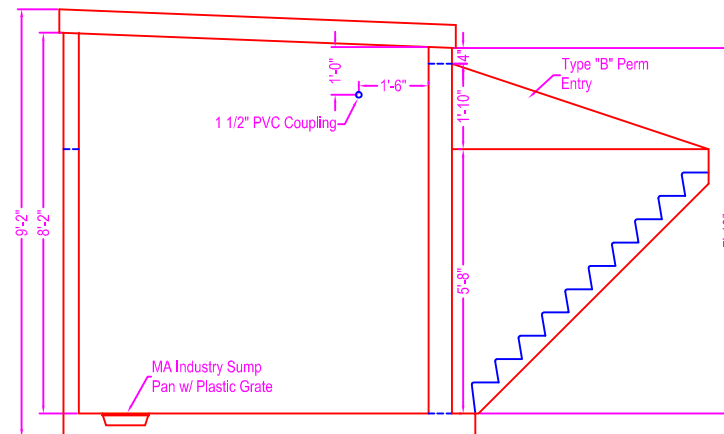
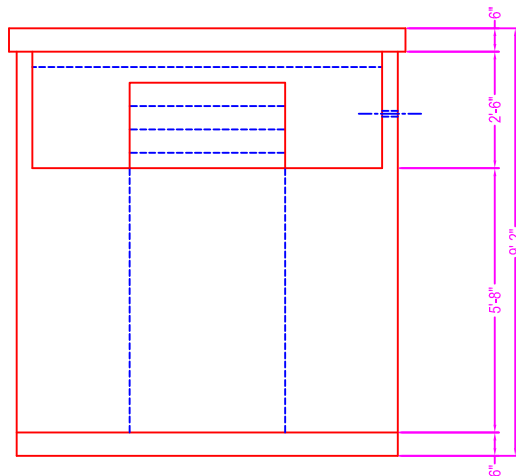
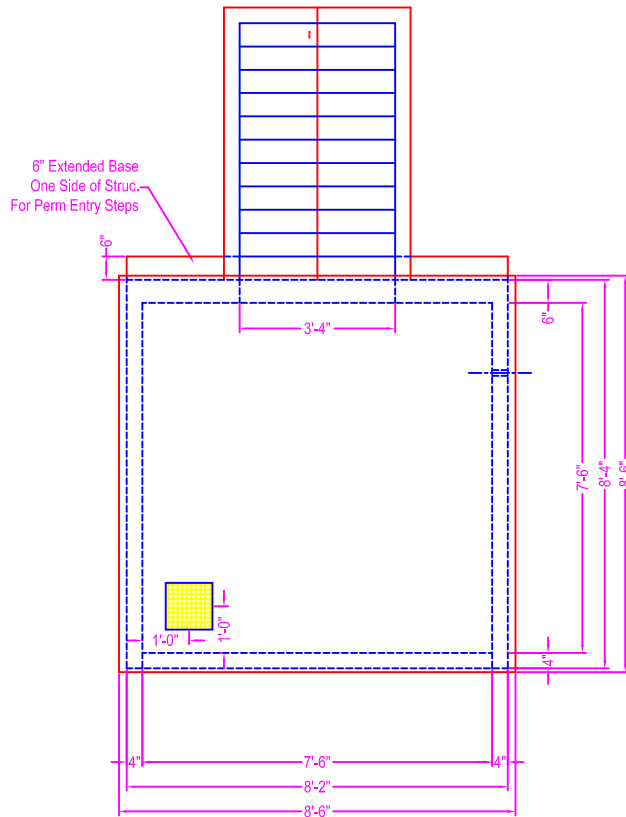
#4 rebar @ 6" o.c. each way

in roof slab

OPENING: 1-1/2" PVC Coupling

SUMP: MA Industry - sump pan

STEPS: Perm Entry Type "B"



Zeiser



Wilbert
VAULT, INC.

CONCRETE PRODUCTS

750 Howard Street Elmira, NY 14904

Fax: (607) 737-0291

Phone: (607) 733-0568

1-800-472-4335

Title: Trap House w/ Steps

Scale: Not To Scale

Drawn By: JPS

Drawing No.: 09150300

Date: 9-15-03